



## Pat's Star



**Color 1 Blue:** one 3-1/4" square, one 5-1/4" square, one 5" square, one 2-1/2"x18" strip



**Color 2 Red:** one 2-1/2" square



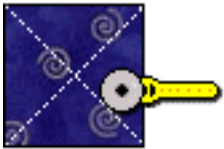
**Color 3 Gold:** one 3-1/4" square, one 3"x 6" strip



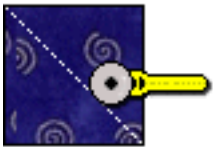
**Color 4 Beige:** one 4-1/2" x 18-1/2" strip, one 2-1/2" x 9-1/2" strip, one 5-1/4" square



Cut Color 1 blue 3-1/4" square in half on both diagonals



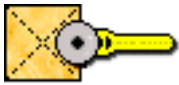
Cut Color 1 blue 5-1/4" square in half on both diagonals (you only need 2 for this block)



Cut Color 1 blue 5" square on diagonal



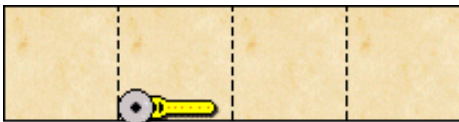
Cut Color 1 blue 2-1/2" x 18" strip into seven 2-1/2" squares



Cut Color 3 gold 3-1/4" square in half on both diagonals



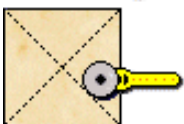
Cut Color 3 gold 3-1/4" x 6" strip into half then once on diagonal for four half square triangles



Cut Color 4 beige 4-1/2" x 18-1/2" strip into four 4-1/2" squares



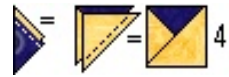
Cut Color 4 beige 2-1/2 x 9 1/2" strip into 2-1/2" x 4-1/2 rectangles



Cut Color 4 beige 5-1/4" square in half on both diagonals to make four quarter square triangles (you only need two for this block)



Make flying geese block from Color 1 Blue 2-1/2" squares and Color 4 beige 2-1/2 x 4-1/2" rectangles. Make 2. Trim to 2 1/2 x 4-1/2"



Make Half/Quarter Squares. Using scant 1/4" seam



Sew together Color 1 blue/Color 3 gold 3-1/4" quarter square triangles. Press to dark side. Sew Color 3 gold half square triangle to this to make Half/Quarter Squares. Trim to 2-1/2 square. Make total of 4



Repeat block as above with Color 1 blue/ Color 4 beige LARGE 5-1/4" quarter square triangles. Press to dark side. Sew large half square triangle to this to make Half/Quarter Squares. Make 2. Trim to 4-1/2"

**Block assembly: Lay out as shown: Sew together!**



